

SUPERIOR SHELTER

features and benefits



COMPLETING THE LOOK

fit and finish details

Fit and finish have always been important details that are often times overlooked. Our manufacturing techniques make our pre-engineered structures stand out against site built units. When evaluating a shelter's fit and finish, decisions on the durability or primer coating the steel, final color coatings, assembly techniques, and ease of installation all must be considered. At Superior Shelter, we have been capitalizing on fit and finish for years to achieve a products that looks great, lasts for a long time, and is easy to maintain. Our hope is that by bringing awareness to product quality, your ownership equation will result in a higher level of customer satisfaction for the lifetime of your shelter.



CUSTOM GABLE INFILL PLASMA CUT
JACKSONVILLE, FL
Customized layouts for iconic and honored spaces.



CORNER INFILL PLASMA CUT
BEAUMONT, TX
Decorative corner brazing available in any customized look.



TOWERS PARK ARLINGTON, VA
Customized **quad columns** to give a robust and sophisticated look to your design.



HIDDEN HARDWARE
Our hardware connections are hidden within the beams to provide an aesthetic elegance.

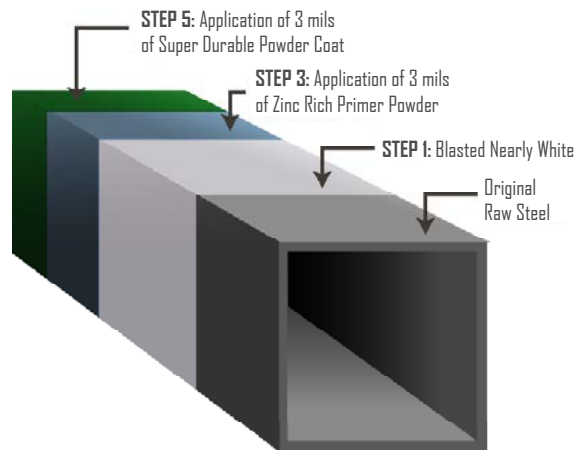


STRUCTURAL EAVES
Structural eaves keep the structure stable while preventing vandalism on the roof edges.

POWDER COATING

setting the stage

POWDER COAT PROCESS



1 · 2 · 3 · 4 · 5 · 6

BLASTED NEARLY WHITE

Blast all steel to nearly white condition to remove all surface rust and oil. This process insures a raw steel finish for proper adhesion for Stage 3 (Zinc TGIC Powder Prime Coat).

1 · 2 · 3 · 4 · 5 · 6

AIR INDUCTION CLEANING

Removes dust from the blast process in Stage 1.

1 · 2 · 3 · 4 · 5 · 6

ZINC RICH PRIMER POWDER COATING

This stage is the electrostatic application of 3 mils of Epoxy TGIC Powder Coating Zinc Rich Primer. Unlike any other shelter manufacturer, we are utilizing an actual TGIC Zinc Powder Coating Rich Primer. This Stage 3 application is applied at 3 mils and has been salt spray tested for 4,000+ hours using ASTM Method B117. (Note: The 4,000 hours of salt spray testing is only with the Zinc Rich TGIC Powder Coat Primer and before the application of our Stage 5 super durable top powder coat.)

1 · 2 · 3 · 4 · 5 · 6

PREHEAT STEEL

Preheat steel at 1.5 ft. per line minute for 13 ft. in IR oven to a temperature of 250° Fahrenheit to prepare steel for Stage 4 (Epoxy TGIC Powder Coating Zinc Rich Primer Process).

1 · 2 · 3 · 4 · 5 · 6

TOP POWDER COATING COLOR

This stage is the electrostatic application of Super Durable Top Powder Coat at 3 mils. This application, along with the Stage 3 Epoxy TGIC Powder Coating Zinc Rich Primer, produces a total of 6 mils of finished powder coating and has been tested at 5,000+ hours using ASTM Method B117.

1 · 2 · 3 · 4 · 5 · 6


CURING THE TOP COAT

The final stage is the curing of coatings at 425° Fahrenheit for approximately 30 minutes.

SUPERDURABLE POWDER COAT FRAME COLORS

Initially blasted to a white condition to remove all surface rust and oil, our steel frames are coated electrostatically with an Epoxy TGIC Powder Coating Zinc-Rich Primer. Superior's primer has been salt spray tested for over 4,000 hours to insure quality. After the primer application, Superior applies the **Superdurable Polyester TGIC powder coating** electrostatically. After the application of the final coat, a total of 6 mils of finished powder coating has been applied, which is backed by 5,000 hours of testing (ASTM Method B117).

Unless noted below, all colors are semi-gloss.

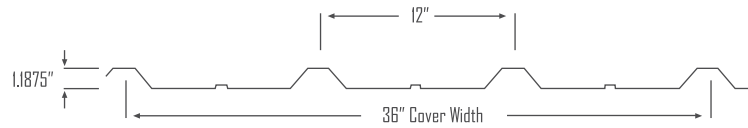


TEST RESULTS

Test	Method	Range
Direct Impact (in/lbs)	D2794	120 + in/lbs
Indirect Impact (in/lbs)	D2794	120 + in/lbs
Pencil Hardness	D3363	2H +
Cross Hatch Adhesion	D3359B	4B +
Flexibility (Conical Mandrell)	D1797 / D522	90%
Salt Spray Resistance	ASTM B117	5,000 + hours
Humidity Resistance	ASTM D2247	5,000 + hours

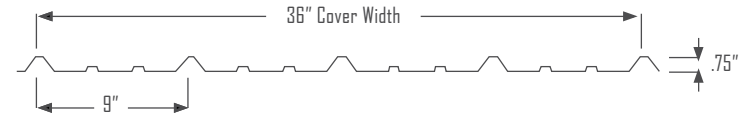
SHELTER ROOFING

specifications



24 GAUGE R-PANEL METAL ROOF PANELS

Roof decking will be a minimum 24 gauge steel panels, featuring a galvalume substrate and Kynar 500 coating selected from our standard offering of 22 colors (color sheets available). All trims (except 24 gauge panel covers) shall be 29 gauge and match the roof panel color.



29 GAUGE MAX-RIB METAL ROOF PANELS

Roof decking will be a minimum 29 gauge steel panels, featuring a galvalume substrate and Kynar 500 coating selected from our standard offering of 17 colors (color sheets available). Eave and hip trims shall be 29 gauge provided of the same color.



24 GAUGE MEDALLION-LOK METAL ROOF PANELS

Roof decking will be a minimum 24 gauge steel panels, featuring a galvalume substrate and Kynar 500 coating selected from our standard offering of 22 colors (color sheets available). All trims (except 24 gauge panel covers) shall be 29 gauge and match the roof panel color.



26 GAUGE MERIDIAN METAL ROOF PANELS

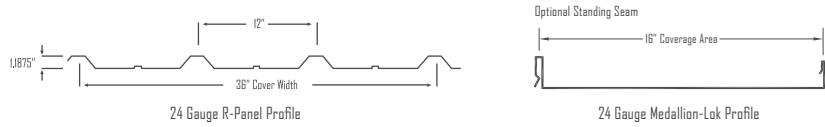
Roof decking will be a minimum 26 gauge steel panels, featuring a galvalume substrate and Kynar 500 coating selected from our standard offering of 17 colors (color sheets available). Eave and hip trims shall be 29 gauge provided of the same color.

TEST RESULTS

Description	Test Method	Galvalume Substrate with Fluoropan Coating
Accelerated Weathering (QUV)	ASTM G 23 ASTM G 53	Hours: 2,000 — Chalk Rating 9 — Color: 2 (triangle) E Max. Hours: 2,000 — Chalk Rating 9 — Color: 2 (triangle) E Max.
Salt Spray	ASTM B 117	Hours: 1,000 — Scribe Rating 7 1/16" — Field Rating 10 — No Blisters
Humidity	ASTM D 2247	Hours: 2,000 — Rating 10 — No Blisters
Adhesion	ASTM D 3359	No Loss of Adhesion
Pencil Hardness	ASTM D 3363	HB Minimum
Specular Gloss	ASTM D 523	25-35 at 60° Fahrenheit
Impact Resistance	ASTM D 2794	3x Metal Thickness in inch per pound — No Loss of Adhesion
Abrasion Resistance	ASTM D 968	Total Sands = 67 liters
Acid Resistance	ASTM D 1308 (Procedure 6.2) (Independent of Substrate)	10% Hydrochloric Acid 24 hrs. — No Visible Change 20% Hydrochloric Acid 18 hrs. — No Visible Change 20% Sulfuric Acid 18 hrs — No Visible Change 25% Sodium Hydroxide 1 hr — No Visible Change 20% Muriatic Acid 15 minutes — No Visible Change
Flame Test	ASTM E 84	Class A Coating


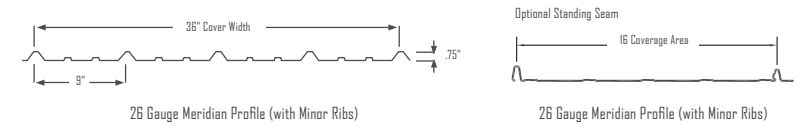
ALL STEEL METAL ROOF COLORS

The colors below are for use on 24 Gauge R-Panel Pittsburgh All-Steel shelters. The colors below are available for 24 Gauge Standing Seam at an up-charge.



STEEL FRAME METAL ROOF COLORS

The colors below are 29 Gauge and for use only as an overlay on shelters with T&G decking substrate max-rib profile standard (available in 26 gauge standing seam at an up-charge).



Inventory and color offerings can change without notice. Multi & Max Rib metal roof panels feature a 30 year warranty except Brite Red (20 years). Standing Seam metal roof panels feature a 25 year warranty except Brite Red (20 years).

*Actual steel frame and metal roof colors are **approximate**. Before you place an order, please request an actual color sample from SRP. **If you don't see a specific color here, provide us with a RAL number or Pantone number to create a custom color.***

MATERIAL SPECIFICATIONS

general shelter

STRUCTURAL MEMBERS

1. All structural steel tubing utilized shall be ASTM A-500 Grade B/C (46 – 50 ksi yield strength / 58 – 62 ksi tensile strength).
2. All structural plates, gussets etc. shall conform to ASTM A-36 (36 ksi yield strength / 58 – 80 ksi tensile strength).
3. All welding is to be done in accordance with the latest AWS standards.
4. All welds shall develop the full strength of the weaker member. All welds shall be made using E70XX .035" wire. Fabricated welded assemblies will be performed by manufacturer.
5. Hollow steel members shall be welded shut at termination points to prevent internal leakage. (Baseplate to column connections excluded.)
6. On-site field welded connections are not acceptable.
7. Field assembly connections will be indicated on the set up drawings.

FOUNDATION

1. Upon roundation and/or footing requirements will be provided by a professional engineer based on specific site location.

FOUNDATION GENERAL DESIGN CRITERIA

1. The foundation design is based on table 1806.02 of the building code, class 5 soil material. If different soil conditions are encountered, it is recommended that a site specific geotechnical report is conducted to determine the load bearing values of the soil.

INSTALLATION HARDWARE

1. All required fasteners are provided for construction of the shelter. Fastening hardware will be determined based on calculated engineering loads.
2. Uncoated hardware will be used in hidden applications and zinc plated or galvanized hardware will be used in exposed applications.
3. All fastening hardware bolts shall comply with ASTM A325. Threaded rod applications shall comply with ASTM B7. Washers shall comply with ASTM F436. Hex nuts shall comply with ASTM A563.
4. Upon request stainless steel hardware can be used for exposed applications. Stainless hardware shall comply with ASTM A-304.

INSTALLATION HARDWARE

1. All required fasteners are provided for construction of the shelter. Fastening hardware will be determined based on calculated engineering loads.
2. Uncoated hardware will be used in hidden applications and zinc plated or galvanized hardware will be used in exposed applications.
3. All fastening hardware bolts shall comply with ASTM A325. Threaded rod applications shall comply with ASTM B7. Washers shall comply with ASTM F436. Hex nuts shall comply with ASTM A563.
4. Upon request stainless steel hardware can be used for exposed applications. Stainless hardware shall comply with ASTM A-304.

ANCHOR BOLTS

1. Headed and hooked anchor bolts shall comply with F1554 grade 36. Higher grades may be used for specific applications.
2. Templates will be provided by the manufacturer to set anchors in concrete.

COATING

1. All fabricated steel numbers will be primed and a powder coated exterior finish shall be surface applied. (Refer to powder coating specification sheet for a breakdown in specifications.)

LIMITED WARRANTY & TERMS AND CONDITIONS

Superior Recreational Products warrants that its structure will be free from defects in materials and workmanship, as well as maintain structural integrity for a period of 10 years from the date of invoice with the following terms and conditions.

The 10 year limited warranty excludes structures erected at sites where salt air, corrosive atmosphere, or sprinkler systems come in contact with the shelter. This warranty is in effect only if the structure/site furnishing has been assembled and installed strictly in accordance with the setup instructions, good construction practices and has been subjected only to normal use and exposure.

Abnormal conditions are specifically excluded from coverage under this warranty. Contingent liability is specifically excluded. Superior Recreational Products has the option to repair or replace any defect in materials.

The owner shall notify Superior Recreational Products to arrange for an inspection within 30 days after discovery of any defect under this warranty and before any alteration or repair is made or attempted. This limited warranty shall be null and void if the owner makes any alterations in design.

Superior Recreational Products is in no way responsible for damages caused by others including: installer, vandalism, fire, acts of God (lightning, storms, hail, etc.), corrosion, salt spray, pollution, or infestation by rodents or other vermin. Superior Recreational Products shall not be responsible for insurance standards or code compliance changes that may be required in the future. Superior Recreational Products shall not be responsible for delays due to missing, stolen, or non-conforming parts. Any rework of non-conforming parts must be authorized by Superior Recreational Products prior to the time that the rework is done. Some fitting and field cutting of parts may be required and will not be subject to back charges or cause for rejection.

In the unlikely event of failure, Superior Recreational Products reserves the right to alter the design, color, or contributing factors to rectify the condition and help prevent any future reoccurrence(s).

Superior Recreational Products specifically excludes any implied warranty of merchantability, fitness or purpose, and there are no warranties which extend beyond the description of the face hereof. Under no circumstances will Superior Recreational Products be responsible for any consequential or incidental damages due to breach of warranty and such damages are specifically excluded from the warranty.

Superior Recreational Products offers a 5 year Limited Warranty for Powder Coating to the original purchaser. This limited warranty is only valid if Superior Recreational Products has been paid in full for the cost of the shelter. This limited warranty is for factory applied finish only. Damage occurring from shipping, erection, vandalism, accidents, or field modification will require field touch-up immediately and periodically thereafter which is not covered in this limited warranty. The owner must report any defect in the powder coat at the time the installation is completed. Not covered by this limited warranty are acute angles, welds, and end plates that are prone to minor defects on occasion and will require touch-up by owner.

The Limited Warranty for powder coating provides for the following after a five year exposure period when applied according to the recommendations listed on the product's technical data sheet and appropriate surface preparation has been utilized.

- The coatings shall retain their original color with a ΔE of < 7.5 units for high chroma colors, (yellows, reds, oranges, etc.) and a ΔE of < 5.0 units for low chroma colors, when tested in accordance with ASTM D 2244.
- The coating shall retain a minimum of 50% of its original gloss level after washing, when tested in accordance with ASTM D 523.
- The coating shall exhibit chalking no worse than a numerical rating of 6, when evaluated in accordance with ASTM D 659-80.



SUPERIOR
RECREATIONAL PRODUCTS

Shelter

1050 Columbia Drive | Carrollton, GA 30117
800.327.8774 | 770.832.6660

srpshelter.com
sales@siibrands.com